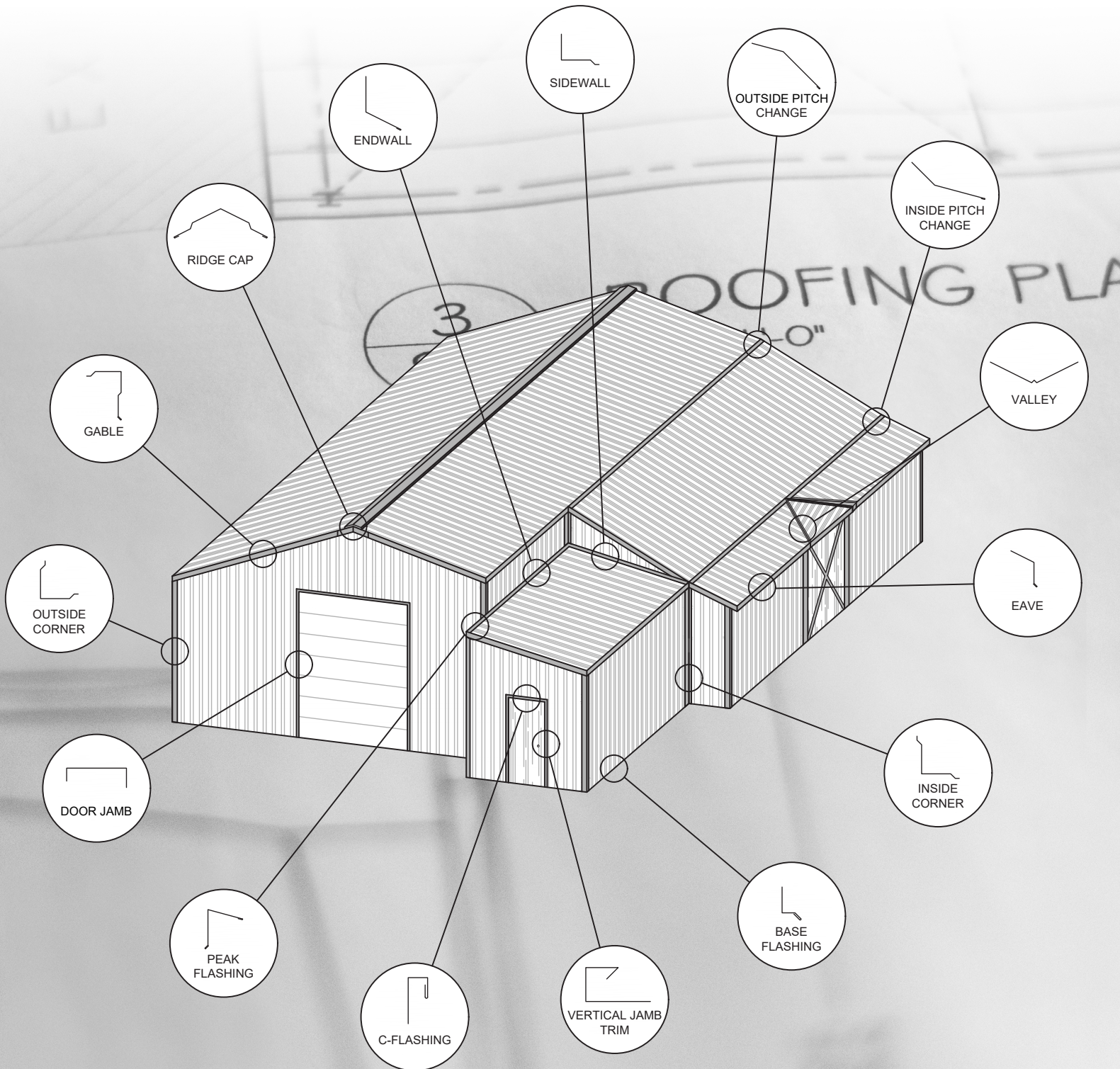




# CHAMPION METAL

*a Taylor Metal Company*

## Through Fastener Flashing Guide



# Standard ArmorTech™ Coatings



ArmorTech™ Panel Coating Availability Chart

(X) Color Available (\*) Please Inquire for Availability. Additional charges may apply.

Panels	Gauge	Polar White	Glacier White	Stone White	Ivory	Light Stone	Sandstone	Hickory	Sand Gold	Sterling Grey	Charcoal Grey	Ash Grey	Tahoe Blue	Pacific Blue	Sage Green	Forest Green	Pine Green	Desert Brown	Cocoa Brown	Kodiak Brown	Tile Red	Weathered Copper	Obsidian Black	Copper Penny	Zincalume® Plus** / Galvalume® AZ-55	Galvanized G90	Rusteel Plus™ (A606)	
Ultra-Panel, Wide-Rib™	29	X	X	X	X	X	X	X		X	X	X	X	X	X	X	X	X	X	X	X	X	X	X	X	X		
Hi-Rib, 4-V, 2.5" Corrugated	29		X																						X	X		
Hi-Rib, 4-V, 2.5" Corrugated	26		X			X				X	X			X		X	X	X	X	X	X	X		*	X	X		
GR-7™	29	X	X	X	X	X	X	X		X	X	X	X	X	X	X	X	X	X	X	X	X	X	X	X	X		
GR-7™	26	*	X	X	X	X	X	X	X	X	X	X	X	X	X	X	X	*	X	X	X	X	X	X	X	X		
PBR, HR-34™, Marion "R" Panel™, Max Corr™	29	X																										
PBR, HR-34™, Marion "R" Panel™, Max Corr™	26	*	X	X	X	X	X	X	X	X	X	X	X	X	X	X	X	*	X	X	X	X	X	X	X	X		
PBR, HR-34™, Marion "R" Panel™, Max Corr™	24				*See Kynar® color chart for full color & gauge offering.																				X	*		
PBR, HR-34™, Marion "R" Panel™, Max Corr™	22				*See Kynar® color chart for full color & gauge offering.																					*	*	X
PBR, HR-34™, Marion "R" Panel™, Max Corr™	.032 Alum.				*See Kynar® color chart for full color & gauge offering.																							
Classic 7/8" Corrugated™	26		X	X		X	X			X	X		X	X	X	X	X	*	X	X	X	X	X	*	X	X		
Classic 7/8" Corrugated™	24				*See Kynar® color chart for full color & gauge offering.																					X	*	
Classic 7/8" Corrugated™	22				*See Kynar® color chart for full color & gauge offering.																					*		X
Classic 7/8" Corrugated™	.032 Alum.				*See Kynar® color chart for full color & gauge offering.																							

Disclaimer: Zincalume® Plus / Galvalume® AZ-55 is a 55% aluminum, 45% zinc metallic coating over steel and has no finish warranty - 25 year perforation warranty provided.

SRI=Solar Reflective Index, these are not paint codes.

Oil canning is not a cause for material rejection.

These printed chips provide a close representation of the colors.

Metal samples are available upon request.

Non-visible / sub-flashings are not provided in specific colors unless specified.

Other Taylor Metal companies:

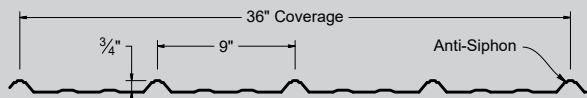


In partnership with:

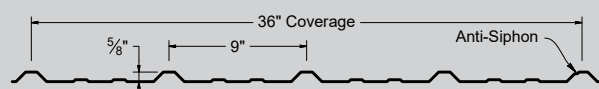


# Panels shown in this brochure

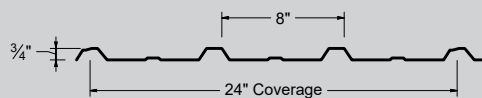
## Ultra-Panel



## Wide-Rib™

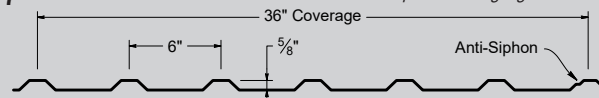


## Hi-Rib



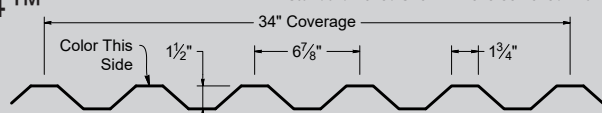
## GR-7™

*GR-7™ manufactured in 29 gauge does not include a purlin bearing leg on the underlap rib.*

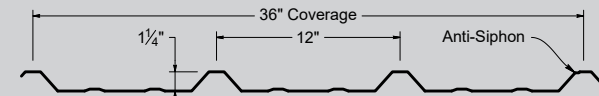


## HR-34™

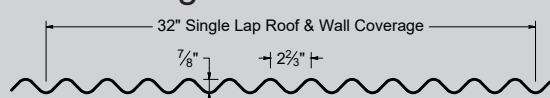
Standard Rolled Shown - Reverse Rolled Available



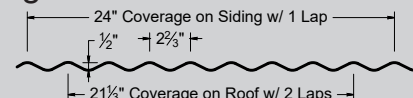
## PBR



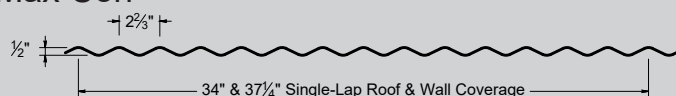
## Classic 7/8" Corrugated™



## 2.5" Corrugated

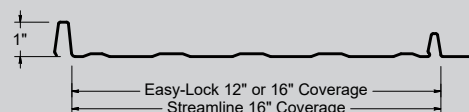


## Max Corr™



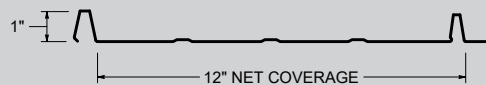
# Other popular panels offered by Champion Metal

## StreamLine™ / Easy-Lock™ Panel Options: Striations, Accent Ribs



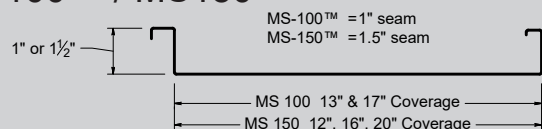
## Snap-Loc

Panel Options: Accent Ribs



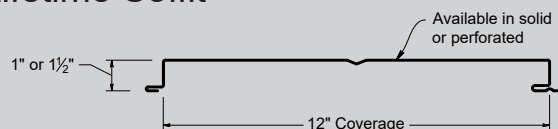
## MS100™ / MS150™

Panel Options: Striations, Accent Ribs, Flat Pan



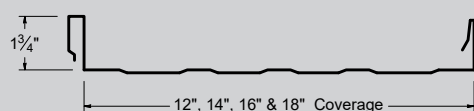
## Lifetime Soffit™

Panel Options: Striations, Single or Double V-Grooves




## Versa-Span™

Panel Options: Striations, Accent Ribs, Flat Pan



## SmoothWall™

Panel Options: Striations, Single or Double V-Grooves



For our **entire** panel collection, panel options and additional information, visit  
[www.championmetal.com](http://www.championmetal.com) & [www.taylormetal.com](http://www.taylormetal.com).

For sample requests, go to [www.championmetal.com/products-champion-metal/](http://www.championmetal.com/products-champion-metal/)

Wide-Rib™

Ultra-Panel

Hi-Rib

GR-7™

(T3CET) .75 - Eave Trim	(T3CETG) .75 - Gutter Eave Trim	(T3ES) Standard Eave	(T3E4) 4" Eave	(T3SE6) .75 - 2x6 Step Eave	(T3CGL) .75 - Gable Trim - Large
(T3CMG) .75 - Gable Trim - Mini	(T3GS) .75 - Standard Gable	(T3SG6) .75 - 2x6 Step Gable	(T3SG8) .75 - 2x8 Step Gable	(T3RS) Standard Ridge	(T3RVW) Vented/Wide Ridge
(T3CR) Cabin Ridge	(T3UR) Universal Ridge	(T3RP) Peak Flashing	(T3VF) 28" W-Valley	(T3PCO) Outside Pitch Change	(T3PCI) Inside Pitch Change
(T3CO) .75 - Outside Corner	(T3CI) .75 - Inside Corner	(T3DE) Door Edge	(T3EW) Endwall	(T3SW) .75 - Sidewall	(T3BF) .75 - Base Flashing
(T3ZF) .75 - Z-Flashing	(T3DRC) .75 - Door Rail Cover	(T3CF) .75 - C-Flashing	(T3VJT) .75 - Vertical Jamb Trim	(T3CR1S) 1.5"x5.5" Special Rake	(T3CR7S) 1.5" x 7" Special Rake

## Door Accessories

(T3DJ5) Door Jamb 4-5/8" - 7-1/2"	(T3DJ7) Door Jamb 7-5/8" - 9-1/2"	(T3DJ9) Door Jamb 9-5/8" - 11-5/8"	(T3OJ5) Open Jamb 4-5/8" - 7-1/2"	(T3OJ7) Open Jamb 7-5/8" - 9-1/2"	(T3OJ9) Open Jamb 9-5/8" - 11-5/8"
(T3TCS) Single Track-Facemount	(T3TCSB) Single Track-Studmount	(T3TDCB) Double Track-Studmount	(T3DO) Door Opening	(T3DRC) Door Rail Cover	(PBRDRC) Door Rail Cover

# PBR

# Marion "R" Panel™

(PBRES) Standard Eave	(PBRE4) 4" Eave	(PBRGS) PBR Gable	(PBRSG6) PBR 2x6 Step Gable	(PBRGBN) PBR Bull Nose Gable	(TPBRFR) PBR Formed Ridge
(PBRRS) Standard Ridge	(PBRRVW) Vented/Wide Ridge	(PBRCR) Cabin Ridge	(PBRUR) Universal Ridge	(PBRRP) Peak Flashing	(PBRVF) 28" W-Valley
(PBRPCO) Outside Pitch Change	(PBRPCI) Inside Pitch Change	(PBRCO) PBR Outside Corner	(PBRCI) PBR Inside Corner	(PBREW) Endwall	(PBRSW) PBR Sidewall
	(PBRBF) PBR Base Flashing	(PBRZF) PBR Z-Flashing	(PBRCF) PBR C-Flashing	(PBRVJT) Vertical Jamb Trim	

# HR-34™

(HRES) HR34 Eave	(HRGS) HR34 Gable	(HRGSB) HR34 Gable B	(HRRS) Standard Ridge	(HRRVW) Vented/Wide Ridge	(HRCR) Cabin Ridge
(HRRP) HR34 Peak Flashing	(HRVF) 28" W-Valley	(HRPCO) Outside Pitch Change	(HRPCI) Inside Pitch Change	(HRCO) HR34 Outside Corner	(HRCI) HR34 Inside Corner
(HREW) HR34 Endwall	(HRSW) HR34 Sidewall	(HRCF) HR34 C-Flashing	(HRZF) HR34 Z-Flashing	(HRPS) HR34 4" Perforated Strip	

# Classic 7/8" Corrugated™

(CCES) Standard Eave	(CCGS) Classic Corr. Gable	(CCRS) Standard Ridge	(CCRVW) Vented/Wide Ridge	(CCCR) Cabin Ridge	(CCRP) Peak Flashing
(CCVF) 28" W-Valley	(CCPCO) Outside Pitch Change	(CCPCI) Inside Pitch Change	(CCCO) Classic Corr. Outside Corner	(CCCI) Classic Corr. Inside Corner	(CCEW) Endwall
(CCSW) Classic Corr. Sidewall	(CCBF) Classic Corr. Base Flashing	(CCZF) Classic Corr. Z-Flashing	(CCCF) Classic Corr. C-Flashing	(CCVJT) Vertical Jamb Trim	(CCCPO) Outside Corner Post
(CCCPI) Inside Corner Post					

## 2.5" Corrugated / Max Corr™

(2CES) Standard Eave	(2CGS) Corr. Gable	(2CRS) Standard Ridge	(2CRVW) Vented/Wide Ridge	(2CCR) Cabin Ridge	(2CRP) Peak Flashing
(2CVF) 28" W-Valley	(2CPCO) Outside Pitch Change	(2CPCI) Inside Pitch Change	(2CCO) Corr. Outside Corner	(2CCI) Corr. Inside Corner	(2CEW) Endwall
(2CSW) Corr. Sidewall	(2CBF) .75" Base Flashing	(2CZF) Corr. Z-Flashing	(2CCF) Corr. C-Flashing	(2CVJT) Corr. Vertical Jamb Trim	